






Top 5 States by 6-Month Deterioration in Non-Current Percentage

	Non-Curr % 2005-Current	Change in Non-Curr %	Sep-19	● Peak	● Date of Peak	● Low	● Date of Low
Arkansas		4.34%	6.20%	12.28%	Sep-12	3.88%	Mar-00
Iowa		4.03%	4.05%	9.32%	Jan-10	2.98%	Mar-00
Nebraska		3.55%	3.93%	8.16%	Jan-10	2.41%	Mar-00
Oklahoma		3.08%	5.72%	11.21%	Jan-10	4.63%	Mar-00
Alaska		3.05%	3.47%	6.59%	Dec-00	2.34%	Oct-03