






Top 5 States by 6-Month Change in Non-Current Percentage

	Non-Curr % 2005-Current	Change in Non-Curr %	Oct-22	● Peak	● Date of Peak	● Low	● Date of Low
Alaska		-23.82%	2.88%	10.27%	Jun-20	2.34%	Oct-03
Hawaii		-20.35%	2.30%	13.04%	Feb-10	1.41%	Mar-06
New York		-14.00%	3.51%	13.88%	Dec-12	3.51%	Oct-22
North Dakota		-10.47%	2.49%	5.35%	Jun-20	2.01%	Mar-16
New Jersey		-3.13%	3.04%	16.81%	Dec-12	2.97%	Sep-22