








Top 5 States by 6-Month Improvement in Non-Current Percentage

	Non-Curr % 2005-Current	Change in Non-Curr %	Nov-18	● Peak	● Date of Peak	● Low	● Date of Low
Florida		-22.94%	4.68%	25.35%	Jan-10	3.47%	May-05
Alaska		-10.32%	3.00%	6.59%	Dec-00	2.34%	Oct-03
New Jersey		-7.70%	4.72%	16.81%	Dec-12	3.44%	Mar-06
Texas		-6.92%	4.93%	11.56%	Jan-10	4.89%	Aug-18
New York		-4.98%	5.13%	13.88%	Dec-12	3.73%	Mar-06