






Top 5 States by 6-Month Deterioration in Non-Current Percentage

	Non-Curr % 2005-Current	Change in Non-Curr %	Mar-19	● Peak	● Date of Peak	● Low	● Date of Low
Rhode Island		2.46%	5.93%	15.31%	Jan-10	2.55%	Mar-05
Maine		-0.21%	5.87%	13.24%	Dec-11	3.23%	Mar-06
Mississippi		-0.75%	10.25%	23.24%	Oct-05	5.56%	Mar-00
Virginia		-2.96%	3.68%	10.36%	Jan-10	2.51%	Mar-06
Louisiana		-3.08%	7.94%	30.43%	Oct-05	5.99%	Mar-00