






Top 5 States by 6-Month Improvement in Non-Current Percentage

	Non-Curr % 2005-Current	Change in Non-Curr %	Jun-20	● Peak	● Date of Peak	● Low	● Date of Low
Mississippi		24.69%	12.46%	23.24%	Oct-05	5.56%	Mar-00
West Virginia		26.78%	8.29%	14.54%	Jan-10	4.75%	Mar-00
Arkansas		29.09%	7.83%	12.28%	Sep-12	3.88%	Mar-00
Alabama		38.19%	9.02%	14.12%	Jan-10	5.79%	Mar-00
Indiana		38.59%	7.82%	15.62%	Jan-10	4.68%	Mar-00