








### Top 5 States by 6-Month Deterioration in Non-Current Percentage

	Non-Curr % 2005-Current	Change in Non-Curr %	Jul-19	● Peak	● Date of Peak	● Low	● Date of Low
Montana		3.43%	2.55%	7.50%	Feb-10	2.39%	May-19
South Dakota		2.68%	2.91%	5.52%	Feb-10	1.76%	Mar-00
Mississippi			10.36%	23.24%	Oct-05	5.56%	Mar-00
Alabama		0.68%	6.80%	14.12%	Jan-10	5.79%	Mar-00
Utah		0.57%	2.46%	10.94%	Feb-10	2.28%	May-19