






Top 5 States by 6-Month Deterioration in Non-Current Percentage

	Non-Curr % 2005-Current	Change in Non-Curr %	Feb-21	● Peak	● Date of Peak	● Low	● Date of Low
Oklahoma		1.82%	8.35%	11.21%	Jan-10	4.63%	Mar-00
Arkansas		0.01%	7.78%	12.28%	Sep-12	3.88%	Mar-00
Nebraska		-3.11%	6.24%	8.16%	Jan-10	2.41%	Mar-00
Minnesota		-3.11%	5.12%	9.33%	Jan-10	2.29%	Apr-18
Iowa		-3.70%	5.29%	9.32%	Jan-10	2.98%	Mar-00