








Top 5 States by 6-Month Deterioration in Non-Current Percentage

	Non-Curr % 2005-Current	Change in Non-Curr %	Feb-19	● Peak	● Date of Peak	● Low	● Date of Low
North Dakota		18.67%	2.56%	4.82%	Jan-10	2.02%	Mar-00
South Dakota		17.99%	2.92%	5.52%	Feb-10	1.76%	Mar-00
Virginia		17.13%	3.92%	10.36%	Jan-10	2.51%	Mar-06
Minnesota		16.57%	2.74%	9.33%	Jan-10	2.25%	Apr-18
Colorado		14.67%	2.01%	8.54%	Feb-10	1.76%	Aug-18