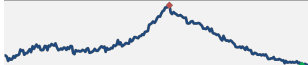








Bottom 5 States by Non-Current Percentage

	Non-Curr % 2005-Current	Aug-18	Y/Y Change	● Peak	● Date of Peak	● Low	● Date of Low
North Dakota		2.39%	3.63%	4.82%	Jan-10	2.02%	Mar-00
Washington		2.37%	-13.52%	9.55%	Jan-12	2.20%	Mar-18
California		2.26%	-18.47%	15.65%	Feb-10	1.53%	Dec-04
Oregon		2.23%	-13.70%	9.20%	Feb-10	2.12%	May-18
Colorado		1.83%	-13.34%	8.54%	Feb-10	1.81%	Apr-18