






Bottom 5 States by 6-Month Change in Non-Current Percentage

	Non-Curr % 2005-Current	Change in Non-Curr %	Apr-22	● Peak	● Date of Peak	● Low	● Date of Low
North Dakota		-10.13%	2.78%	5.35%	Jun-20	2.01%	Mar-16
Maine		-12.31%	3.57%	13.24%	Dec-11	3.23%	Mar-06
Michigan		-14.52%	2.95%	15.68%	Jan-10	2.95%	Apr-22
Alaska		-15.61%	3.78%	10.27%	Jun-20	2.34%	Oct-03
Iowa		-15.71%	3.22%	9.32%	Jan-10	2.98%	Mar-00