








### Bottom 5 States by Non-Current Percentage

	Non-Curr % 2005-Current	Apr-19	Y/Y Change	● Peak	● Date of Peak	● Low	● Date of Low
North Dakota		2.24%	0.60%	4.82%	Jan-10	2.02%	Mar-00
Idaho		2.18%	-4.93%	10.59%	Jan-10	2.18%	Apr-19
Washington		2.04%	-8.74%	9.55%	Jan-12	2.04%	Apr-19
Oregon		2.03%	-7.56%	9.20%	Feb-10	2.01%	Aug-18
Colorado		1.78%	-1.75%	8.54%	Feb-10	1.76%	Aug-18